



## Publikationen

- **Altmann U**, Böger CA, Farkas S, Mack M, Luchner A, Hamer OW, Zeman F, Debl K, Fellner C, Jungbauer C, Banas B, Buchner S. Effects of Reduced Kidney Function Because of Living Kidney Donation on Left Ventricular Mass. Hypertension. 2017 Feb;69(2):297-303.
- Gerstl L, Heinen F, Schroeder AS, Tacke M, Olivieri M, Dorn F, **Voll C**, Borggraefe I. The "seagull cry": An initial sign in a child with intracranial carotid stenosis. Neurology. 2016 Aug 23;87(8):850-1.
- Bertling, F; Bendix, I; Drommelschmidt, K; Wisniewski, HG; Felderhoff-Mueser, U; **Keller, M**; Prager, S. Tumor necrosis factor-inducible gene 6 protein: A novel neuroprotective factor against inflammation-induced developmental brain injury. Exp. Neurol., 2016 vol. 279 pp. 283-9.
- Neubauer V, Wegleiter K, Posod A, Urbanek M, Wechselberger K, Ursula KK, **Keller M**, Griesmaier E. Delayed application of the haematopoietic growth factors G-CSF/SCF and FL reduces neonatal excitotoxic brain injury. Brain Res. 2016 Jan.
- Glaser K, Girschick HJ, **Schropp C**, Speer CP. Psychomotor development following early treatment of severe infantile vitamin B12 deficiency and West syndrome--is everything fine? A case report and review of literature. Brain Dev. 2015 Mar;37(3):347-51. doi: 10.1016/j.braindev.2014.05.006. Epub 2014 Jun 14. PubMed PMID: 24938481.
- Gallagher K, Martin J, **Keller M**, Marlow N. European variation in decision-making and parental involvement during preterm birth. Arch Dis Child Fetal Neonatal Ed. 2014 Feb 19.
- Gnigler M, Schlenz B, Kiechl-Kohlendorfer U, Rüdiger M, **Navarro-Psihas, S**. Improved weight gain in very-low-birth-weight infants after the introduction of a self-created computer calculation program for individualized parenteral nutrition. Pediatr Neonatol. 2014 Feb;55(1):41-7. doi: 10.1016/j.pedneo.2013.05.010. Epub 2013 Jul 31.
- T Karen, GW Schlager, I Bendix, M Sifringer, R Herrmann, C Pantazis, **M Keller**, T Kerner, U Felderhoff-Mueser. Effect of propofol in the immature rat brain on short and long-term outcome Plose One 2013.
- S Prager; BB Singer; I Bendix; GW Schlager; F Bertling; B Ceylan; **M Keller**; U Felderhoff-Mueser; S Ergün. CEACAM1 expression in oligodendrocytes of the developing rat brain shows a spatiotemporal relation to myelination and is altered in a model of encephalopathy of prematurity Developmental Neuroscience in press 2013.
- E. Griesmaier, David Enot, M. Bachmann, V. Neubauer, Westas-Hellström L, U. Kiechl-Kohlendorfer, **M. Keller**. A systematic approach to evaluate amplitude-integrated EEG signals for monitoring of the preterm brain, Pediatric Research 2012, Nov. 22
- Griesmaier E, Posod A, Gross M, Neubauer V, Wegleiter K, Hermann M, Urbanek M, **Keller M**, Kiechl-Kohlendorfer U. Neuroprotective effects of the sigma-1 receptor ligand PRE-084 against excitotoxic perinatal brain injury in newborn mice. Exp. Neurol. 2012 Jul 6.
- Heike Kotarsky, **Matthias Keller**, Mina Davoudi, Per Levéen, Riitta Karikoski, David Enot, Vineta Fellman: Homozygous Bcs1l 232A>G mutation causes energy failure and impaired betaoxidation – a metabolomics study in transgenic mice liver Plos One in print.
- Sifringer M, Bendix I, Börner C, Endesfelder S, von Haefen C, Kalb A, Holifanjaniaina S, Prager S, Schlager GW, **Keller M**, Jacotot E, Felderhoff-Mueser. Prevention of neonatal oxygen-induced brain damage by reduction of intrinsic apoptosis. Cell Death Dis. 2012 Jan 12.




- **Keller M**, Enot DP, Hodson MP, Igwe EI, Deigner HP, Dean J, Bolouri H, Hagberg H, Mallard C. Inflammatory-induced hibernation in the fetus: priming of fetal sheep metabolism correlates with developmental brain injury. *PLoS One*. 2011; 6(12):e29503. Epub 2011 Dec 29.
- Neubauer V, Griesmaier E, Baumgartner K, Mallouhi A, **Keller M**, Kiechl-Kohlendorfer U. Feasibility of cerebral MRI in non-sedated preterm-born infants at term-equivalent age: report of a single centre. *Acta Paediatr*. 2011, Jun 21.
- Stein A\*, **Keller M**\*, Ross RS, F Heitmann, Roggendorf M, T Hoehn, W Göpel, Felderhoff-Mueser U, C Härtel; A/H1N1v infections in very-low-birth-weight infants - case series from the German Neonatal Network, \* both authors contributed equally *Klin Padiatr*. 2011 Sep;223(5):267-70. Epub 2011 Sep 12.
- Neubauer V, Griesmaier E, Baumgartner K, Mallouhi A, **Keller M**, Kiechl-Kohlendorfer U; Feasibility of cerebral MRI in non-sedated preterm-born infants at term-equivalent age: report of a single centre. *Acta Paediatr*. 2011 Jun 21.
- Scholle S, Beyer U, Bernhard M, Eichholz S, Eler T, Graness P, Goldmann-Schnalke B, Heisch K, Kirchhoff F, Klementz K, Koch G, Kramer A, **Schmidtlein C**, Schneider B, Walther B, Wiater A, Scholle HC. Normative values of polysomnographic parameters in childhood and adolescence: quantitative sleep parameters. *Sleep Med*. 2011 Jun; 12(6):542-9. doi: 10.1016/j.sleep.2010.11.011. Epub 2011 May 20.
- Griesmaier E, Neubauer V, Ralser E, Trawöger R, Kiechl-Kohlendorfer U, **Keller M**; Need for quality control for aEEG monitoring of the preterm infant: A two-year experience. *Acta Paediatrica* 2011 Feb 25.
- Schlager G, Griesmaier E, Wegleiter K, Neubauer V, Urbanek M, Kiechl-Kohlendorfer U, Felderhoff-Mueser U, **Keller M**; Systemic G-CSF treatment does not improve long-term outcome after neonatal hypoxic-ischaemic brain injury. *Exp Neurol*. 2011.
- Griesmaier E, Schlager G, Wegleiter K, Herrmann M, Urbanek M, Simbruner G, **Keller M**; Role of p75NTR in NMDAR – mediated excitotoxic brain injury in neonatal mice, *Brain Res*. 2010 Oct 8; 1355:31-40.
- Griesmaier E, Neubauer V, Blum S, Trawöger R, **Keller M**, Kiechl-Kohlendorfer U; Neurodevelopmental outcome after congenital cytomegalovirus infection in preterm infants with feto-fetal transfusion syndrome: a causal relationship? *Klin. Padiatr*. 2010 Sep; 222(5):312-4.
- **Keller M**, Felderhoff-Mueser U, Lagercrantz H, Dammann O, Marlow N, Hüppi P, Buonocore G, Poets C, Simbruner G, Guimaraes H, Mader S, Meriardi M, Saugstad O; Too little, too late, why Europe should do more for premature Infants Policy benchmarking report on neonatal health and social policies in 13 European countries. *Acta Paediatrica* 2010 Nov; 99(11):1624-9.
- Urban M\*, Enot D, Dallmann G, Enoh P, Koal T, **Keller M**\*, Deigner HP; Complexity and pitfalls of targeted metabolomics in brain research. *Analytical Biochemistry* 2010 Nov 15; 406(2):124-31. \*Keller M corresponding author, both authors contributed equally.
- Solberg R, Enot D, Deigner HP, Scholl-Bürgi S, Saugstad O, **Keller M**; New insights into asphyxia and resuscitation: Metabolomic characterization of hypoxia-reoxygenation injury in piglets. *PLOSOne*, March 8<sup>th</sup>, 2010.
- Landre J, Blaess MF, Kohl M, **Keller M**, Bauer M, Deigner HP; Adressable Bipartite Molecular Hook (ABMH): Immobilized Hairpin Probes with Sensitivity below 50 Femtomolar. *Analytical Biochemistry* 2010 Feb 1; 397(1):60-6.



- Hasselblatt M, Jozwiak J, Mayer K, Monoranu CM, Schweitzer T, Gerber NU, Krauss J, **Schropp C**, Bleier S, Kotulska K, Rutkowski S, Pietsch T, Sörensen N, Kersting C, Roggendorf W, Paulus W. Hypothalamic papillary tumor in a patient with tuberous sclerosis. *Am J Surg Pathol.* 2008 Oct;32(10):1578-80. doi: 10.1097/PAS.0b013e318172621a. PubMed PMID: 18724241.
- **Keller M**, Doverhag C\*, Karlsson A, Hedtjarn M, Nilsson U, Kapeller E, **Sarkozy G**, Klimaschewsky I, Humpel C, Hagberg H, Simbruner G, Gressens P, Savman K; NADPH oxidase does not contribute to brain damage in models of perinatal brain injury in newborn mice. *Neurobiol Dis.* 2008 Jul; 31(1):133-44.
- **Keller M**, Griesmaier E, Auer M, Schlager G, Urbanek M, Simbruner G, Gressens P, **Sarkozy G**; Dextromethorphan is protective against sensitized NMDAR-mediated excitotoxic brain damage in the developing newborn mouse brain. *European Journal of Neuroscience* 2008, Vol. 27, pp. 874–883.
- **Keller M**, Scholl S, Sergi C, Theurl I, Weiss G, Unsinn KM, Müller Th, Trawöger R; An unusual case of intrauterine symptomatic neonatal liver failure. *Klin. Padiatr.* 2008 Jan-Feb; 220(1):32-6.
- **M Zeller, C Schmidlein**, F Staudt. First seizure as side effect of an enuresis therapy - a case report. *Neuropediatrics* 12/2007; 37(06).
- **Sarkozy G**, Griesmaier E, He X, Urbanek M, Gressens P, Simbruner G, **Keller M**; T3 replacement does not prevent excitotoxic cell death but reduces developmental neuronal apoptosis in newborn mice. *European Journal Paediatric Neurology*, 2007 Vol. 11(3):129-135.
- Krötz F, **Keller M**, Derflinger S, Schmid H, Gloe T, Bassermann F, Duyster J, Cohen CD, Schuhmann C, Klauss V, Pohl U, Stempfle HU, Sohn HY; Mycophenolate acid inhibits endothelial NAD(P)H oxidase activity and superoxide formation by a Rac1-dependent mechanism. *Hypertension*, 2007 Jan; 49(1):201-208.
- G Strobl-Wildemann, F Staudt, **C Schmidlein**, U Heinrich. Interstitial deletion (2)(q11.2-q21) in a newborn with multiple malformations. *Neuropediatrics* 2006; 37 - P43.
- **Keller M**, Simbruner G, Gorna A, Urbanek M, Tinhofer I, Griesmaier E, **Sarkozy G**, Schwendimann L, Gressens P; Systemic application of granulocyte-colony stimulating factor and stem cell factor exacerbates excitotoxic brain injury in newborn mice. *Pediatric Research* 2006, Apr; 59, 549-53.
- **Keller M**, Yang J, Griesmaier E, Gorna A, **Sarkozy G**, Urbanek M, Gressens P, Simbruner G; Erythropoietin is neuroprotective against NMDA-receptor-mediated excitotoxic brain damage in newborn mice. *Neurobiology of Disease*, 2006, Nov 24(2):357-366.
- **Keller M**, Lidington D, Vogel L, Peter BF, Sohn HY, Pagano PJ, Pitson S, Spiegel S, Pohl U, Bolz S; Sphingosine kinase functionally links elevated transmural pressure and increased reactive oxygen species formation in resistance arteries. *FASEB J.* 2006 Apr; 20(6):702-704.
- Shouman B, Fontaine RH, Baud O, Schwendimann L, **Keller M**, Spedding M, Lelievre V, Gressens P; Endocannabinoids potently protect the newborn brain against AMPA-kainate receptor-mediated excitotoxic damage. *Br J Pharmacol.* 2006 June, 148(4):442-451.
- Gonscherowski V, Becker BF, Moroder L, Motrescu E, Gil-Parrado S, Gloe T, **Keller M**, Zahler S; Calpains - a physiological regulator of the endothelial barrier? *Am J Physiol Heart Circ Physiol.* 2006 May; 290 (5):H2035-H2042.
- **Schropp C**, Sörensen N, Krauss J. Early periinsular hemispherotomy in children with Sturge-Weber syndrome and intractable epilepsy--outcome in eight patients. *Neuropediatrics.* 2006 Feb;37(1):26-31. PubMed PMID: 16541365.



- Kress W, **Schropp C**, Lieb G, Petersen B, Büsse-Ratzka M, Kunz J, Reinhart E, Schäfer WD, Sold J, Hoppe F, Pahnke J, Trusen A, Sörensen N, Krauss J, Collmann H. Saethre-Chotzen syndrome caused by TWIST 1 gene mutations: functional differentiation from Muenke coronal synostosis syndrome. *Eur J Hum Genet.* 2006 Jan;14(1):39-48. PubMed PMID: 16251895.
- Geiger R, Pajk W, Neu N, Maier S, Kleinsasser A, Fratz S, **Navarro-Psihas S**, Fischer V, Trembl B, Loeckinger A. Tezosentan decreases pulmonary artery pressure and improves survival rate in an animal model of meconium aspiration. *Pediatr Res.* 2006 Jan;59(1):147-50. Epub 2005 Dec 2.
- **Schropp C**, Sörensen N, Collmann H, Krauss J. Cutaneous lesions in occult spinal dysraphism--correlation with intraspinal findings. *Childs Nerv Syst.* 2006 Feb;22(2):125-31. Epub 2005 May 4. PubMed PMID: 15875199.
- Sohn HY, Krotz F, Gloe T, **Keller M**, Theisen K, Klauss V, Pohl U; Differential regulation of xanthine and NAD(P)H oxidase by hypoxia in human umbilical vein endothelial cells. Role of nitric oxide and adenosine. *Cardiovasc Res.* 2003 Jun 1; 58(3):638-646.
- Sohn HY, Krotz F, Zahler S, Gloe T, **Keller M**, Theisen K, Schiele TM, Klauss V, Pohl U; Crucial role of local peroxynitrite formation in neutrophil-induced endothelial cell activation. *Cardiovasc Res.* 2003 Mar; 57(3):804-15.
- Krotz F, Sohn HY, **Keller M**, Gloe T, Bolz SS, Becker BF, Pohl U; Depolarization of endothelial cells enhances platelet aggregation through oxidative inactivation of endothelial NTPDase. *Arterioscler Thromb Vasc Biol.* 2002 Dec 1; 22(12):2003-2009.
- Sohn HY, **Keller M**, Gloe T, Morawietz H, Rueckschloss U, Pohl U; The small G-protein Rac mediates depolarization-induced superoxide formation in human endothelial cells. *J Biol Chem.* 2000 Jun 23; 275(25):18745-50.
- Kitzlinger R, **Schropp C**, Staudt F, Braitingner S, Bise K, Staudt M. MR-Tomographie bei Kindern mit kongenitaler Hemiplegie. *Monatsschrift Kinderheilkunde* 2000 April; 148(4) 357-361.
- Sohn HY, **Keller M**, Gloe T, Crause P, Pohl U; Pitfalls of using lucigenin in endothelial cells: implications for NAD(P)H dependent superoxide formation. *Free Radic Res.* 2000 Mar; 32(3):265-72.
- Sohn HY, Gloe T, **Keller M**, Schoenafinger K, Pohl U; Sensitive superoxide detection in vascular cells by the new chemiluminescence dye L-012. *J Vasc Res.* 1999 Nov-Dec;36(6):456-64.
- Witte K, Schnecko A, Schmidt T, **Voll C**, Kränzlin B, Lemmer B. Cardiovascular risk, renal hypertensive damage, and effects of amlodipine treatment in transgenic TGR(mREN2)27 rats. *Gen Pharmacol.* 1999 Nov;33(5):423-30.
- Witte K, Schnecko A, **Voll C**, Schmidt T, Lemmer B. Effects of amlodipine once or twice daily on circadian blood pressure profile, myocardial hypertrophy, and beta-adrenergic signaling in transgenic hypertensive TGR(mREN2)27 rats. *J Cardiovasc Pharmacol.* 1998 May;31(5):661-8.
- **Schropp C**, Staudt M, Staudt F, Bise K, Obletter N, Breit A, Weinmann HM. Delayed myelination in children with West syndrome: an MRI-study. *Neuropediatrics.* 1994 Jun;25(3):116-20. PubMed PMID: 7969793.
- Staudt M, **Schropp C**, Staudt F, Obletter N, Bise K, Breit A, Weinmann HM. MRI assessment of myelination: an age standardization. *Pediatr Radiol.* 1994;24(2):122-7. PubMed PMID: 8078713.
- Staudt M, **Schropp C**, Staudt F, Obletter N, Bise K, Breit A. Myelination of the brain in MRI: a staging system. *Pediatr Radiol.* 1993;23(3):169-76. PubMed PMID: 8332401.



- Magherini A, **Schmidtlein** C, Urciuolo A, Tomassini CR, Calzolari A, Rorani C, Machetti G, Martinelli R, Vizzoni L, Bartolozzi G; Congenital aneurysm of the interventricular muscular septum with rupture into the right ventricle in a child. *Am Heart J.* 1988 Jul;116(1 Pt 1):185-7.
- Magherini A, Stefani P, Vichi G, **Schmidtlein** C, Urciuolo A, Bartolozzi G; Digital subtraction angiography of right cervical aortic arch. *G Ital Cardiol.* 1988 Apr;18(4):339-41.
- Magherini A, Simonetti L., Tomassini CR, Nistri S., **Schmidtlein** C, Catalano C., Silvestri A. Urciuolo A; Meccanismi di chiusura die difetti perimembranosi del setto interventricolare. *Il Cuore* 4, 215-226, 1987.
- Magherini A, Adami Lami C., **Schmidtlein** C, Baretti S., Nistri S., Moggi C., Pacciani G; Studio ecocardiografico della compromissione cardiac nella distrofia muscolare di Duchenne. *Riv. Ital. Ped.* 13, 129-132, 1987.
- Ransmayr, G., Poewe, W., **Plörer, S.**: Kognitive Störungen beim Parkinson Syndrom und ihre Beziehungen zu klinischen Subtypen. In: G. Schnaberth und E. Auff (Hrsg.): *Das Parkinson-Syndrom. Wissenschaftlicher Dienst „Roche“*, Hoffmann-La Roche, Wien 1986.
- Ransmayr, G., **Plörer, S.**, Gerstenbrand, F. et al.: Phophatidylserine in the treatment of mild moderate cognitive dysfunction in elderly patients with arteriosclerotic encephalopathy. *Clin. Trial Journal*, June 1986.
- **Plörer, S.**: Psychodiagnostische Untersuchungsmethoden in der Rehabilitation Hirnverletzter. *Zeitschrift für Intensivbehandlung*, Heft 1, 1986, S. 25-30.
- Ransmayr, G., Poewe, W., **Plörer, S.** et al.: Psychometric Findings in Clinical Subtypes of Parkinsons Disease. *Advances in neurology*, Vol. 45, edited by M.D. Yahr and K.J. Bergmann, Raven Press, New York 1986.
- Ransmayr, G., Poewe, W., **Plörer, S.** et al.: Prognostic Implications of the Motor Symptoms of Parkinsons Disease with Respect to Clinical Computertomographic and Psychometric Parameters. *J. Neural Transmission*, 67, 1986, p. 1-14.
- **Plörer, S.**, Gerstenbrand, F. et al.: Eine spezielle Flimmerverschmelzungsfrequenz-Methode zur Erfassung von Gerontopharma-Wirkungen am Beispiel einer L-Eburnamonine-Studie. *Psychiat. Neurol. med. Psychol.*, 37, 11, 1985, Leipzig, S. 635-642.
- Benke, Th., **Plörer, S.**: Analyse eines Falles mit visueller Agnosie und Kurzzeitgedächtnisstörung. *Neuropsychiatr. Clin.*, 3, 1984, S. 233-241.
- Ransmayr, G., Gerstenbrand, F., **Plörer, S.**: Psychopathologische und neuropsychodiagnostische Befunde bei frontalen Hirntumoren – Korrelation zur Lokalisation und Histologie. *Neuropsychiatr. Clin.*, 2, 1983, S. 235-243.
- Ransmayr, G., **Plörer, S.**, Gerstenbrand, F. et al.: Phosphatidylserine in the treatment of mild cerebrovaskular dementia. 14<sup>th</sup> Collegium Internationale Neuro-Psychopharmakologium. Abstract p. 751, Florenz 1983.
- Poewe, W., Gerstenbrand, F., Ransmayr, G., **Plörer, S.**: Premorbid Personality of Parkinson Patients. *J. Neural Transmission Suppl*, 19, 1983, p. 215-224.



## Buchkapitel

- **Keller M.**, Griesmaier E. Neonatal Neurology. Textbook of Clinical Pediatrics, Springer Verlag 2011. ISBN 978-3-642-02201-2.
- **Keller M.**, Simbruner G; Neurophysiologie der Hirnentwicklung, prä-, peri- und postnatalen Störungen. In: Kognitive Entwicklungsneuropsychologie, Hogreve Verlag 2007, Herausgeber: Liane Kaufmann, Hans-Christoph Nuerk, Kerstin Konrad, Klaus Willmes.
- Staudt F(Hrsg): Kinder-EEG, Thieme Verlag 2014: „2.1 Altersbedingte Besonderheiten der spontanen Wachaktivität“ und „2.3 Aktivierungsmethoden“.
- ASBH-Ratgeber Spina bifida und Hydrocephalus 2009: Atmung/Atemstörungen.

## Eingeladene Übersichtsartikel

- M. Kohl, S. Koch, **Keller M** and H.P. Deigner. Biochips: Bright Future in Clinical Dx? Journal of Biochips & Tissue chips in press.
- **Keller M.**, Griesmaier E. Prenatal insults, long-term consequences Glutamate Receptors special issue, Pharmacology Biochemistry & Behavior. Pharmacol Biochem Behav. 2011 Apr 22.
- Griesmaier E., **Keller M.** Neuroprotective strategies in excitotoxic brain injury: potential applications to the preterm brain Future Neurology, July 2009, Vol. 4, No. 4, Pages 469-481.
- **Keller M.**, Griesmaier E. Hypothermie in der Behandlung asphyktischer Neugeborener mit Hypoxisch-Ischämischer Enzephalopathie, Kinder- und Jugendarzt (Vol9) 2010.
- **Keller M.**, Griesmaier E, Timischl M, Simbruner G. Hypothermie in der Behandlung asphyktischer Neugeborener mit Hypoxisch-Ischämischer Enzephalopathie, Kinder- und Jugendmedizin, (Vol. 10): Heft 1 2010.
- Timischl M, Simbruner G, **Keller M.** Hypothermie in der Behandlung asphyktischer Neugeborener. Gynäkologische Praxis 2009, 33,4; 637-642.
- Timischl M, Simbruner G, **Keller M.** Hypothermie in der Behandlung asphyktischer Neugeborener. Pädiatrische Praxis 2008;71(4)
- Timischl M, **Keller M.** Hypothermie in der Behandlung asphyktischer Neugeborener mit hypoxisch-ischämischer Enzephalopathie. Gynäkologische Praxis 2008.
- **Schropp C.**, Speer CP, Schweitzer T, Krauss J. [Congenital skin lesions in occult spinal dysraphism--what is typical?]. Z Geburtshilfe Neonatol. 2006 Dec;210(6):222-7. Review. German. PubMed PMID: 17206558.

## Stellungnahmen und Reports als hauptverantwortlicher Herausgeber (Prof. Keller)

- EFCNI Benchmarking Report 2010
- EFCNI White paper on maternal and neonatal health and after care services 2011
- WHO Report, "Born to Soon" 2012